

Sensor-switched LED indoor light

RS 20 S

EAN 4007841 079734

Article number 079734



LED

30 years (Ø 4,5h / day)

3000 K

3000K warm-white



indoor



high frequency sensor 360°



ideal 1 - 2,5 m



Ø 1 - 8 m



2 - 2000 lux



Light source not exchangeable



Control gear not exchangeable



IP44

Function description

Technical specifications

Dimensions (Ø x H)	280 x 110 mm
With lamp	Yes, STEINEL LED system
With motion detector	Yes
Manufacturer's Warranty	3 years
Settings via	Potentiometers
With remote control	No
PU1, EAN	4007841079734
Application, place	Indoors
Application, room	corridor / aisle, changing room, function room / ancillary room, kitchenette, stairwell, WC / washroom, outdoors, Indoors
Colour	white
Installation site	wall, ceiling
Installation	Wall, Ceiling, Surface wiring
Impact resistance	IK03
IP-rating	IP44
Protection class	II
Ambient temperature	from 10 up to 40 °C
Housing material	Plastic

Photo-cell controller	Yes
Transmitter power	< 1 mW
Luminous flux total product	942 lm
Colour temperature	3000 K
Colour variation LED	SDCM3
Lamp	LED cannot be replaced
LED cooling system	Passive Thermo Control
Soft light start	Yes
Continuous light	selectable, 4h
Twilight setting	2 – 2000 lx
Time setting	5 s – 15 Min.
Basic light level function	Yes
Basic light level function time	10/30 min, all night
Twilight setting TEACH	No
Interconnection	Yes
Type of interconnection	Master/master
Interconnection via	Cable
Fuse protection B10	54
Fuse protection B16	87

<https://www.steinel.de>

Subject to technical modifications

01.2025 Page 1 from 3

RS 20 S

EAN 4007841 079734

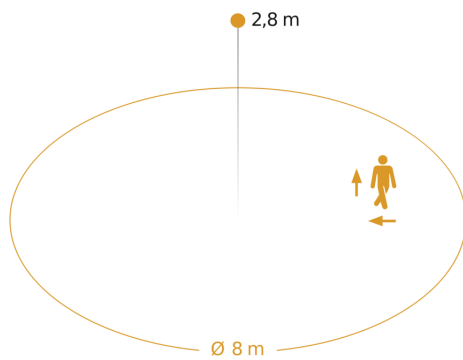
Article number 079734

Technical specifications

Cover material	Plastic, opal
Mains power supply	220 – 240 V / 50 – 60 Hz
Power consumption	0,38 W
Mounting height max.	4,00 m
HF-system	5,8 GHz
Detection	also through glass, wood and stud walls
Capability of masking out individual segments	Yes
Electronic scalability	Yes
Mechanical scalability	No
Reach, radial	Ø 8 m (50 m ²)
Reach, tangential	Ø 8 m (50 m ²)

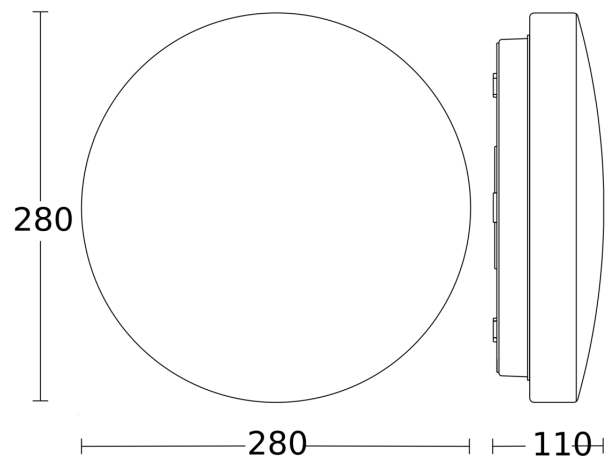
Fuse protection C10	90
Fuse protection C16	145
Basic light level function in per cent	10 %
Output	9,4 W
Angle of aperture	160 °
IP-rating, ceiling	IP44
Detection angle	360 °
Product category	Sensor-switched LED indoor light

Detection Zone

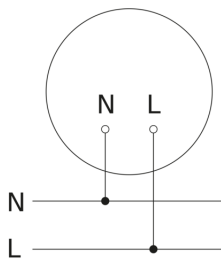


Possible mounting height: 2,00 m – 4,00 m
Orange: radial and tangential

Dimension Drawing



Slave/wireless master interconnection circuit diagram



Master/master interconnection circuit diagram

